
















Choosing the right traffic sensors

	 Pneumatic tubes	 Piezoelectric strips	 Inductive loops
Classification type	Based on vehicle axles	Based on vehicle axles	Based on length of vehicles
Classification categories	15+	15+	4-5
Bicycle classification			
Ease of installation			
Installation type	Temporary / Semi-permanent	Permanent	Permanent
Records volume, speed, class, direction, gap & headway			 * Single loops provide volume, gap & headway only.
Watch installation preview video	 How to Install Tube Traffic Counter	 Piezo Traffic Counter Installation Timelapse	 How to Install Inductive Loops Road Traffic Data
Compatible products	RoadPod® VT RoadPod® VT4 RoadPod® PhaseT RidePod® BT bike counter	RoadPod® VP RidePod® BP bike counter	RoadPod® VL 5805 (single loop) RoadPod® VL 5810 (dual loop)