

MetroCount Traffic Executive Software v3.18

Special information for
MetroCount Vehicle
Classifier Systems and
Traffic Executive
software v3.18



Q

U

I

C

K

S

t

a

r

t

Quick Start Guide

We are very pleased to present you with a copy of MetroCount Traffic Executive Software v3.18. This guide will assist you with installing the software and producing your first report. It should be read in conjunction with the extensive Help system available after installation.

Traffic Executive Software Installation

Installing Traffic Executive is straightforward: simply follow the instructions printed on the card included with your CD. Note your "MTE Key" – you will need this to complete installation.

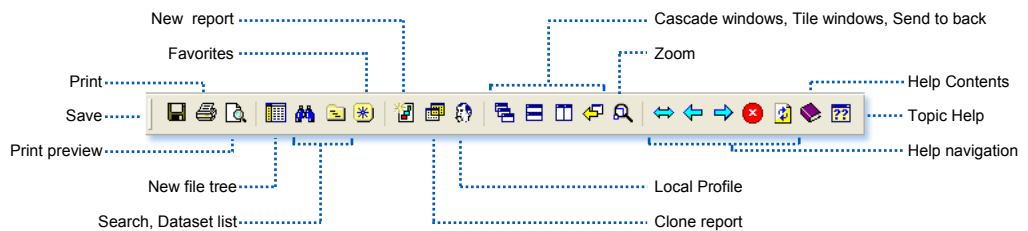


To Produce Your First Report



- Run **MCRReport** by locating its shortcut in your Start menu (**Programs\MetroCount v318**) or click the Desktop icon.


MCRReport's toolbar:



- Confirm or adjust your **New User** settings. Default settings will suffice for your first report.
- Click the **New report** button to display the **File Management List**.
- Select **UrbanHwy.ec0** in the **Recent Files** drop-down, then click **Next**.
- At the **Report Vortex**, choose any report (eg Weekly Vehicle Counts or Individual Vehicles), then click **Next**.
- Confirm your **Vehicle and Report Settings** (default settings will suffice), then click **Next**.
- Examine your report.

Demonstration Datasets

During installation, three demonstration datasets are copied to your computer (including "UrbanHwy.ec0"). After installation, you will find these in MCRReport's **Favorites**.



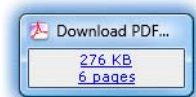
You may freely operate Traffic Executive using these datasets to produce many sample traffic reports. Other datasets are also available on the CD to enhance your Traffic Executive experience.

Traffic Executive's Help System

Traffic Executive has a very extensive hyperlinked Help system. To access Help:



- Click the **Help Contents** button.
- Use the Contents tree to locate a Help topic (eg **Getting Started with Data Analysis**).
- Examine the help on-screen, or download the PDF file.
- The Help system automatically obtains recent updates from MetroCount via the Internet.



Note: This is the complete version of Traffic Executive as supplied with MetroCount Vehicle Classifier Systems.

MetroCount

Australia
P.O. Box 1182
Fremantle WA 6959
Ph: 08 9430 6164
Fax: 08 9430 6187
Email: sales@metrocount.com

United Kingdom
Unit 29, Rosemont Road
Wembley, Middlesex
London HA0 4PE
Ph: 020 8782 8999
Fax: 020 8782 8737
Email: uksales@metrocount.com

United States
18200 Georgia Ave, Suite J
Oiney MD 20832
Ph: 800 576 5692
Fax: 866 440 8407
Email: usasales@metrocount.com

www.metrocount.com